

Patient Criteria for Access Point Departments

You are required to update these figures at least every two hours.

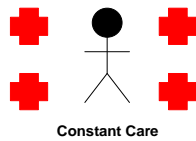
As activity in the department increases, it is in the interest of your department and your hospital to update as frequently as possible.

- Count the number of **MAJORS** patients in your department, including patients waiting for a major trolley and patients who have been moved within the department due to lack of capacity. **DO NOT INCLUDE** minor injury patients.
- Classify patients according to the dependency categories below.
NB Active Resus and Dependency 1+ are for A&E access points only.

CMS Definitions

 PATIENT  NURSE / DOCTOR

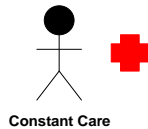
ACTIVE RESUS



Patients **actively** undergoing resuscitation, with multiple team members in attendance, e.g. trauma, stroke, intubated, CPR.

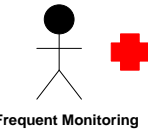
NB When Active Resus is completed, please reclassify the patient as soon as possible.

DEPENDENCY 1+



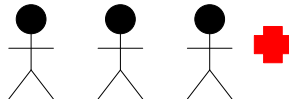
All other patients in resus (because they require continual monitoring) plus any mental health patients.

DEPENDENCY 1




Majors patients in adults/paeds, i.e. patients on a trolley/bed who cannot move at all and require full nursing care and assistance.

DEPENDENCY 2



Minors patients on trolleys, i.e. patients on a trolley/bed who are able to move; can reach for drinks; can walk with assistance, etc.

DEPENDENCY 3



Ambulatory patients in minors/paeds, i.e. patients who can care for themselves and are independently mobile, including patients on chairs.

3. Enter additional information:

Qualified nurse/practitioner/clinician short	Enter the number of qualified clinical staff short of normal shift complement.
Patients still in care of ambulance crews	Enter the number of patients in ambulances or on ambulance trolleys awaiting handover to your department.
GP urgent referrals expected, including patients still at home	Enter the number of GP referrals expected in the department but not yet occupying a trolley/bed – including patients still waiting at home; patients en route to hospital; and patients in a waiting area. Do not include patients who have been diverted to another department, e.g. you are in MAU and the patient has gone to A&E.
NB The following information is for A&E only:	
No. of hours wait to see qualified practitioner/clinician in minors	Enter the time displayed (rounded to the nearest hour) in minors to indicate likely wait to see doctor/ other A&E professional. E.g. for 1 hour 40 minutes, enter 2 here; for 1 hour 20 minutes, enter 1 here.
Minors in department (majors)	Enter the number of patients transferred from minors to your department, e.g. when minors closes for the night.
Minors in department (minors)	Enter the number of patients in minors.